

GL

Material Coiling Laser Cutting Machine

A ONE-STOP PROCESSING PRODUCTION LINE WITH UNCOILING,LOADING,CUTTING AND UNLOADING



Laser Power

1.5-3kW

Max. Linkage Acceleration

1.5 G

Max. Linkage Speed

140m/min

Max. Sheet Thickness

≤5mm

PRODUCT OVERVIEW


One Machine Equipped With Four Functions



The GL series has four functions, including uncoiling, loading, cutting and unloading, and is updated from single cutting to one-stop processing line. Compared to traditional stamping processes, it saves a lot of molds and mold storage costs; We can use materials as needed to achieve better utilization and save on raw materials.

TYPICAL PROCESSING

Flexible Processing




The machine can satisfy the demand of production change and process different shapes of parts flexibly. The machine only needs to be imported processing program to produce different types of products.

- > Economic & Scientific Production
- > No Need For Modules
- > Save Materials
- > Material Using According To Needs

SAVE YOUR TIME


Synchronous Loading and Cutting, Significantly Improve Efficiency



The sheet is no longer stationary and is loaded synchronously during cutting, greatly reducing the waiting time for part cutting and production, and increasing efficiency by more than 50%.

SAVE YOUR TIME

Optional Features Help You Improving Processing Efficiency




Multiple Processes Integration: Delivery/film mulching/scrap collection organizations achieve multiple processes integration.

Multi-uncoiling Support Construction: The support construction can make different rolls shift.

SAVE YOUR TIME

Automatic Unloading (Optional)



Optional gantry structure or robot unloading achieves automatic sorting.

SAVE YOUR TIME

Double Beams & Heads (Optional)




Optional double beams and heads can lead to synchronic double cutting heads cutting.

CARE YOUR SAFETY

Optional Top Cover, Clean Cutting

The optional top cover protects the internal structural environment of the machine tool, effectively improving the safety and cleanliness of the machine tool, and achieving safe cutting.



TECHNICAL PARAMETERS

Model	G3015LA30	G4015LA40
Laser Power	1.5-6kW	1.5-6kW
Cutting Area(Length*Width)	3000mm×1500mm(9.84'×4.92')	4000mm×1500mm(13.12'×4.92')
Max. Linkage Speed	140m/min	140m/min
Maximum Acceleration	1.5G	1.5G
Max. Sheet Thickness	≤5mm	≤5mm

*Information and images are for reference only. Final specifications and terms are subject to the contract and may change without notice.